



WILLOWS NEWS



Date: 15.05.2026

Tel: 020 8841 7176

www.thewillowsschoolacademy.co.uk

Dear Parents and Carers,

Congratulations to our Year 6 pupils for all their effort and hard work this week in completing the KS2 SATs. They showed real determination and maturity throughout. Meanwhile, the rest of the school were also working hard as they move towards concluding their current units of work across the curriculum for this half of term.

Today, we were delighted to welcome a special visitor to The Willows. The MP for Hayes and Harlington, Mr John McDonnell, joined us after receiving a thoughtful letter from our ECO Warriors Committee and Litter Picking team, who wrote to him about their weekly litter-picking sessions in Yeading Park and their concerns about the amount of broken glass they regularly find. Their communication prompted Mr McDonnell to visit the school, speak with pupils, and even join the Litter Pickers on their route to Yeading Playground, a wonderful example of how Pupil Voice can lead to meaningful action.

Next week is set to go by very quickly, with several events taking place. Please remember we have an early finish on Friday. It will be a normal school uniform day, and toys should not be brought into school — mufti and toys are only permitted at the end of each term.

We look forward to seeing you all at The Willows Annual Art Exhibition on Thursday 21st May, from 09:30 to 11:00. It promises to be a fantastic celebration of creativity across the school.

Wishing you all a good weekend.

The Willows

Hazel Class - Literacy

This week in Literacy, Hazel class read a book called 'Hello Friend' and explored sharing, kindness and friendship. Pupils practised taking turns, using friendly language and inviting others to play. They also learned how to notice feelings and show care to their friends during group activities. As well as sharing their favourite toys.



Chestnut Class - Science

In Week 1 of this half term, Chestnut Class carried out a science experiment to investigate what plants need for healthy growth. The children set up six different plants, including a control plant that had all the conditions needed to grow well. The other plants each had one variable removed: water, air, light, soil or warmth.

Over time, the children carefully observed and compared each plant to the control plant, recording the changes they noticed. It was very clear to see that the control plant showed the healthiest growth because it had everything it needed to survive and thrive. This experiment helped the children develop their observation and scientific enquiry skills while deepening their understanding of how plants grow.



Oak Class - PE

Oak class have been working on their endurance and stamina, alongside building their strength during our athletics topic for PE.

The children are developing their skills to benefit them during our upcoming mini marathon event



Ash Class- Geography

This week Ash have been learning about foods that are grown and farmed in Italy. During Wednesday's lesson we sampled just a few.

Olives
Grapes
Figs
Olive oil
Apricots
Ciabatta bread
Tomatoes
Sun dried tomatoes
Peaches



Lime Class - Maths



This week, Lime class have took part in a range of activities involving money. This included converting, comparing, estimating and calculating different amounts of money.



The Willows School
Academy Trust

Learning - Achieving - Succeeding

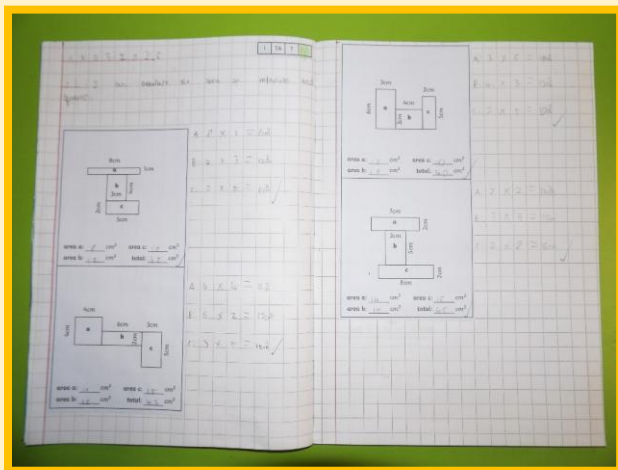
Beech Class - Maths

We have had a tremendous week in Beech class. The children have had their SAT's exams and they have all made themselves proud. As their teacher, I was very impressed with their effort and steadfast attitude. They were amazingly resilient and have tried their best and we cannot ask more than that. During the afternoons, we have been producing our canvas artwork ready for the exhibition next week.



Pine Class - Maths

This week, Pine Class has been busy learning how to find the area of squares and rectangles! Area is the total space inside a 2D shape, often measured by counting squares, and it's a super useful way to measure things like rug sizes or soccer fields! It's different from perimeter, which is just the distance around the edge.



Area

The area is the amount of space inside a 2D shape.

To find the area of a rectangle, multiply the height by the width.

$$\text{height} \times \text{width} = \text{area}$$



5 cm

7 cm

$$5\text{cm} \times 7\text{cm} = 35\text{cm}^2$$



The Willows School
Academy Trust

Learning - Achieving - Succeeding



Elm Class - Music

This week in Elm Class the children enjoyed speaking and listening. They were given a task to build minibeasts using Lego and then speak in front of the class about what they built and the features on the structure. They all showed good skill and focus to build structures to the best of their abilities and confidence to talk in front the class clearly and with good information about their mini beast.



Maple Class - Maths

Maple Class has been learning about fractions in maths and pupils have started adding fractions with the same denominator. The children have been highly engaged and absolutely loved exploring fractions through a range of practical and interactive activities. They showed fantastic understanding and confidence when coming to the interactive board to solve fraction questions and explain their thinking.



The Willows Art Exhibition

2026

Come and join us at The Willows to ...



...celebrate the children's' art in our annual exhibition. The children have worked hard throughout the weeks using expression and applying creativity which deserves to be celebrated. Canvases will be available for purchase (Cash Only) and will range from £3-£25. The staff have also taken part in creating art for purchase.

On the 21st May 2026 @ The Willows School
Academy Trust from 9:30 til 11:00

MP for Hayes and Harlington Mr John McDonnell Visits The Willows

What a memorable assembly today!
Our local MP visited The Willows and joined our Litter Pickers for a
Litter Pick in Yeading Playground.



